Tissue-Tek® H&E Staining Kit

Sakura's technology for clear and consistent staining

continuous innovation for pathology

SAKURA®

Tissue-Tek® H&E Staining Kit

Hematoxylin and eosin (H&E) is the most commonly used staining technique in routine pathology for medical diagnosis. However, H&E staining is not standardised. The quality of H&E stains used and staining consistency varies depending on the type of Hematoxylin, the used protocol by the lab and the age of the reagents. Sakura's ready-to-use Tissue-Tek H&E Staining Kit is specifically developed for your Tissue-Tek Prisma *Plus*, to bring that clear consistent staining to your laboratory

Clear and consistent staining

The recommended Sakura® H&E protocol for the Prisma *Plus* minimises process variation and gives clear, quickly stained slides to facilitate accurate diagnosis. The H&E kit is manufactured under strict quality control to produce clear and consistent staining results. A single kit can stain up to 2,500 slides.

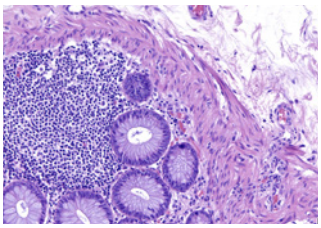

Colon

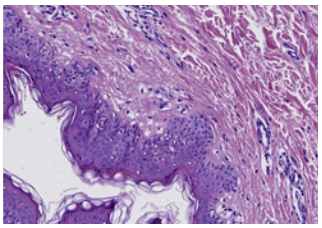

Skin

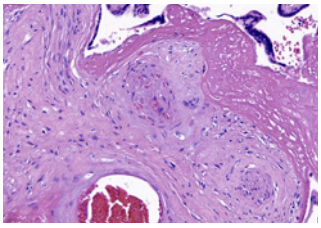

Placenta

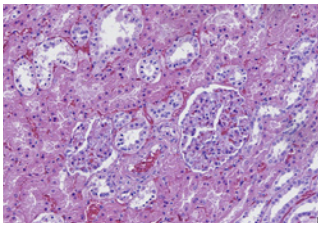

Kidney

Two-component hematoxylin solution

We have developed an unique two-solution mixing system containing hematoxylin and an oxidiser. The two solution mixing system allows the user to determine the date of the staining solution preparation, which supports consistent color quality. Eliminating the risk of diminishing staining strength with time.

By mixing the two a minimum of 24 hours before use, the stain can be prepared at any given time and its strength controlled easily. The mixed solution achieves clear, consistently well-stained slides.

[1] For the recommended protocol, please contact your local Sakura representative.

Tissue-Tek H&E Staining Kit

- Consistent staining quality, efficiency and speed*
- Two-component solution
- Synchronised volume for single use in Prisma *Plus* standard reservoir
- Reagent management by barcode

** When used in combination with the slide quantity management function.*

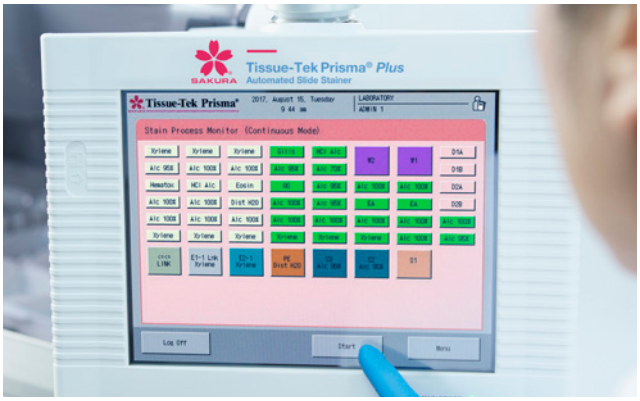

Barcoded for reagent management

Each H&E kit and component is barcoded to enable scanning of its lot number and expiration date. The option to connect a barcode reader to the Prisma *Plus* makes it possible to ensure traceability of staining results. The stain report now includes reagent management information such as solution name, expiration date and lot number which is printed on the package barcode.

Synchronised volume for single use

The staining solution packaging come in single-use amounts optimal for a Prisma *Plus* standard solution reservoir.

Visit us at sakura.com

Sakura Finetek Europe B.V., Flemingweg 10A, 2408 AV Alphen aan den Rijn
P.O. Box 362, 2400 AJ Alphen aan den Rijn, The Netherlands

SAKURA®

EMBRC0009-01