

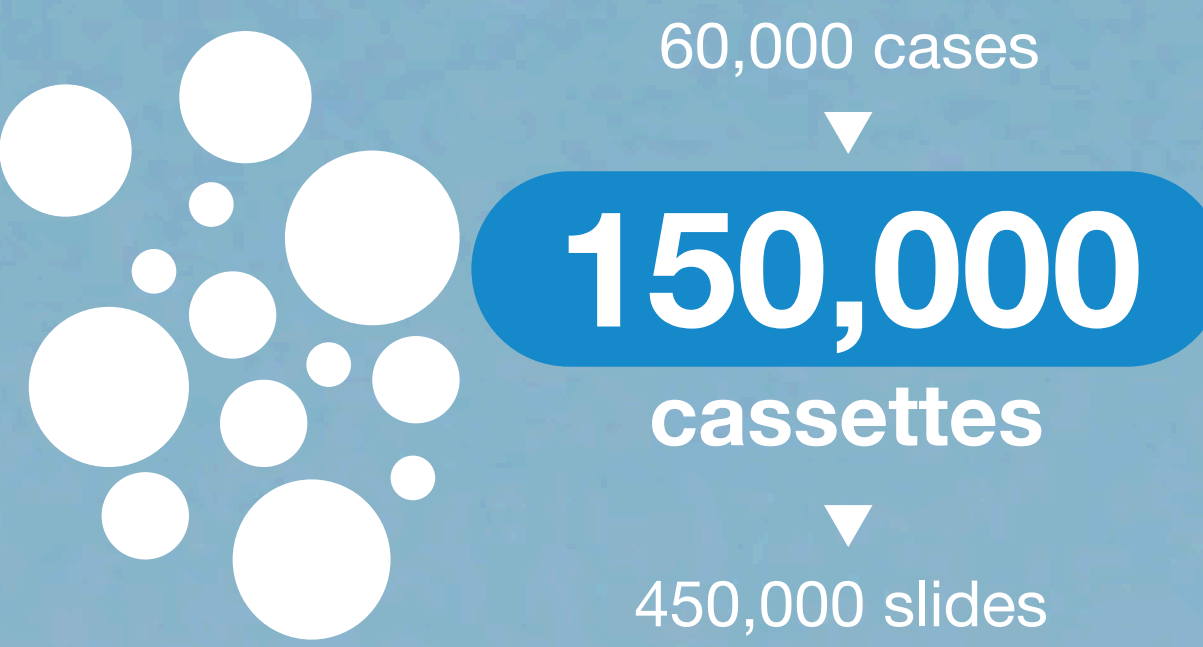
Freedom of efficiency - the success of Dr Weiß

Dr Weiß recalls the early days of his career as a pathologist. Long days and often late nights of hard work. An undesired situation to anyone that has a family and hobbies.

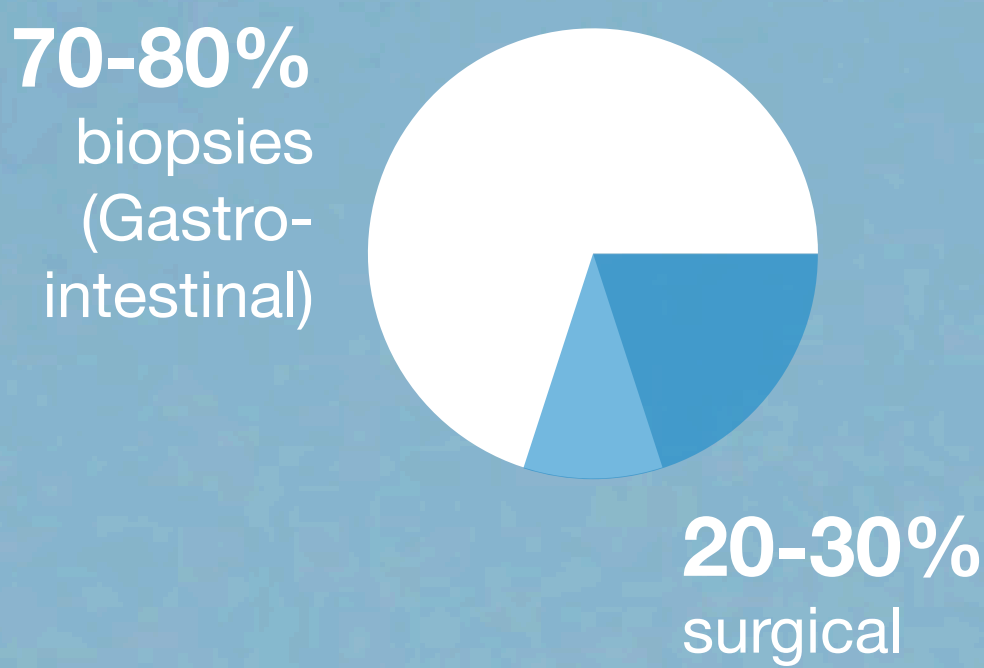
With the number of available qualified staff dropping, this was the moment that Dr Weiß expressed his vision and started to optimise his laboratory radically. He needed something that would help him to achieve his dreams: to make his laboratory successful, efficient and more human.

Sakura's SMART Automation enabled Dr Weiß to automate time-consuming processes and improve the efficiency and the quality of the results. This resulted in a true benchmark for the histology world. We are proud to present the achievements of Dr Weiß.

Yearly volume



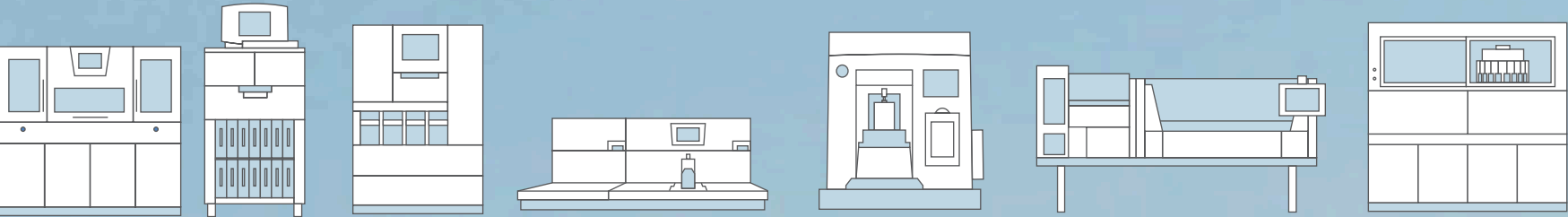
Type of tissue



Technology


10 instruments used

- 1 continuous processor
- 1 batch processor
- 1 automatic embedding instrument
- 1 manual embedding instrument
- 3 semi-automatic microtomes
- 2 integrated staining and film coverslipping systems
- 1 advanced staining systems



Staff

15 staff members

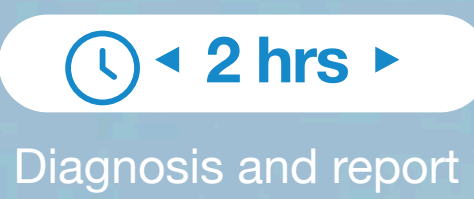
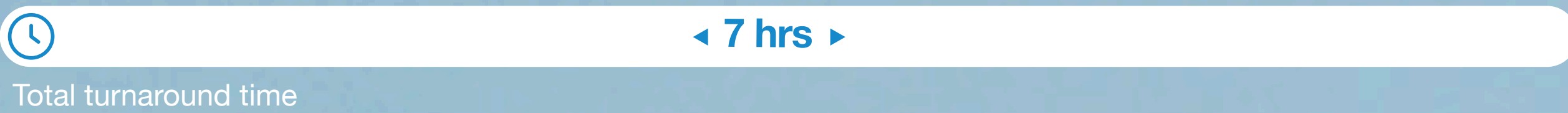


Duration

Time from reception
until coverslipped
slide



Technician time
spent on one
cassette



* fixed tissue ** for H&E stained slides *** with continuous processing



Watch the film

Dr. Manfred Weiß

Humanpathologie
Dr. Weiß MVZ GmbH
Owner/Pathologist

